























Breakfast

-  **0.26** kg CO₂e Toast with beans
-  **0.45** kg CO₂e Toast with butter and jam
-  **0.19** kg CO₂e Toast with smashed avocado
-  **0.48** kg CO₂e Toast with smashed avocado and salmon
-  **0.93** kg CO₂e Toast with bacon and brown sauce
-  **0.64** kg CO₂e Toast with sausage and brown sauce
-  **0.76** kg CO₂e Breakfast pot
-  **0.49** kg CO₂e Vegan Breakfast pot

Lunch

-  **0.67** kg CO₂e Carrot and coriander soup
-  **1.24** kg CO₂e Tomato and basil soup
-  **0.09** kg CO₂e Large crusty roll
-  **1.26** kg CO₂e Jacket potato with cheese and beans
-  **1.46** kg CO₂e Jacket potato with cheese and tuna
-  **1.19** kg CO₂e Jacket potato with cheese and cauliflower
-  **1.16** kg CO₂e Vegetable lasagne
-  **0.41** kg CO₂e Vegan shepherd's pie
-  **1.31** kg CO₂e Macaroni cheese
-  **1.77** kg CO₂e Fries with chicken wings

Deserts

-  **0.29** kg CO₂e Nutella and banana waffle
-  **0.29** kg CO₂e Waffle with blueberry and ice cream
-  **0.23** kg CO₂e Waffle with syrup
-  **0.50** kg CO₂e Nutella and banana pancakes



CO₂e data for the UK provided by the Klimato Database.

The labels show the CO₂e emissions of a food serving (kg CO₂e/serving) and a rating (A-E) reflecting its relative climate impact.



C 0.50 kg CO₂e Nutella and banana pancakes

B 0.49 kg CO₂e Pancake with blueberry and ice cream

C 0.44 kg CO₂e Pancake with syrup

Klimato

CO₂e data for the UK provided by the Klimato Database.

The labels show the CO₂e emissions of a food serving (kg CO₂e/serving) and a rating (A-E) reflecting its relative climate impact.



Very low



Low



Medium



High



Very high

